



FUTURE - PROOF YOUR ENTERPRISE

***INSIGHTS FOR SAP ECC ENVIROMENTS
WITH AN EYE TOWARD S/4 HANNA***

Mastering SAP Singapore 2025

FRANK FLORIAN

History RECAP

WE HAVE EVOLVED



1970s:
Mainframes



1980s: Rise of
Spreadsheets



1990s: ERP Systems



2000: BI Tools



2010s: Cloud Computing



2020s: AI, Machine Learning

WHY FUTURE - PROOFING MATTERS

IMPORTANT



Sticking with outdated systems can slow down innovation and increase security risks.

Future-proofing ensures your business remains competitive and efficient.

Outdated processes in bussiness and IT side

IT can also stay behind in technology if we do not invest in our resources





► *Future-Proofing SAP Investments*

1

Collaborate

No more Finance & IT silos

2

Standardize

Avoid over-customization

3

Train

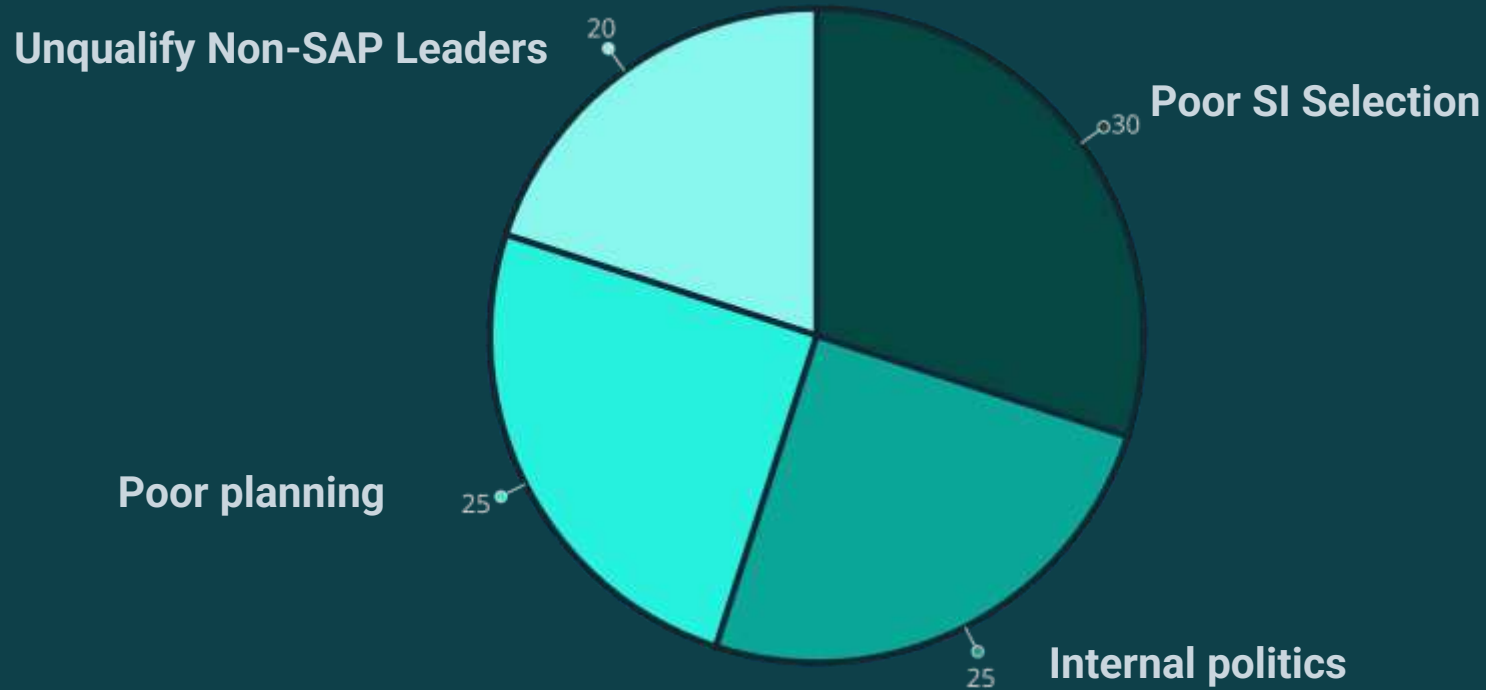
Continuous learning, change management

4

Govern Data

Clean data for AI & analytics

The Top Reasons SAP Projects Fail





► *Choosing the Right SI*

Don't just read what they promise. Watch them work, test their tools, and meet their team before you decide. Visit 2-3 current customers with similar projects.

1

Ask for Demos

Skip the presentations. Ask them to show their work using your data. See how they handle real problems when things go wrong.

2

Look at Their Tools

Good partners use up-to-date tools to work and track projects. If they say they'll update your business, their own methods should be current too.

3

Know the Team

Meet the actual people who will do your project. They should get your business and be good teammates. Your staff needs to work well with them.

**Skills alone aren't enough.
Your SI partner needs to know the tech side and your company's needs.**

▶ Supercharge Your SAP ECC Migration

1 Project Management Tool

Kick off your migration with a robust project management tool . DITCH EXCEL

2 Data Conversion Tool

Bring in a data conversion tool to seamlessly sync all your systems, even if your legacy data is a mess.

3 SAP SIGNAVIO your GPS for your project and beyond



Before diving into your migration, install Signavio on your ECC system. Their process analysis will help you identify optimization opportunities FAST. Minimizing tedious and annoying workshops.

4 Phase Zero Planning

Dedicate an entire 'Phase Zero' to comprehensive migration planning.

5 Use SAP Pre-made BOTS for enhance Processes for ECC and S4

Use SAP out of the box BOTS for normal day to day activities

Be sure to bring in a diverse set of REAL SAP S4 experts.



► ECC SAP System Past 2027?

Extend ECC Licenses

Clean your ECC system
TODAY

Stay Current with Maintenance

Keep your system healthy security patches, and strategic improvements. Document your system thoroughly to preserve critical knowledge.

Plan Your Path Forward

Develop a realistic timeline that fits your budget and business needs. Prioritize critical updates while maintaining smooth daily operations - there's no need to rush.

Remember:

Your current system still works great - let's focus on keeping it that way with expert care and smart planning! ALWAYS with a mindset towards S4 HANA





► *AI in S4 HANA: Propaganda vs. Reality*



AI Can

Automate tasks, detect anomalies, improve analytics, and make your life easier



AI Can't

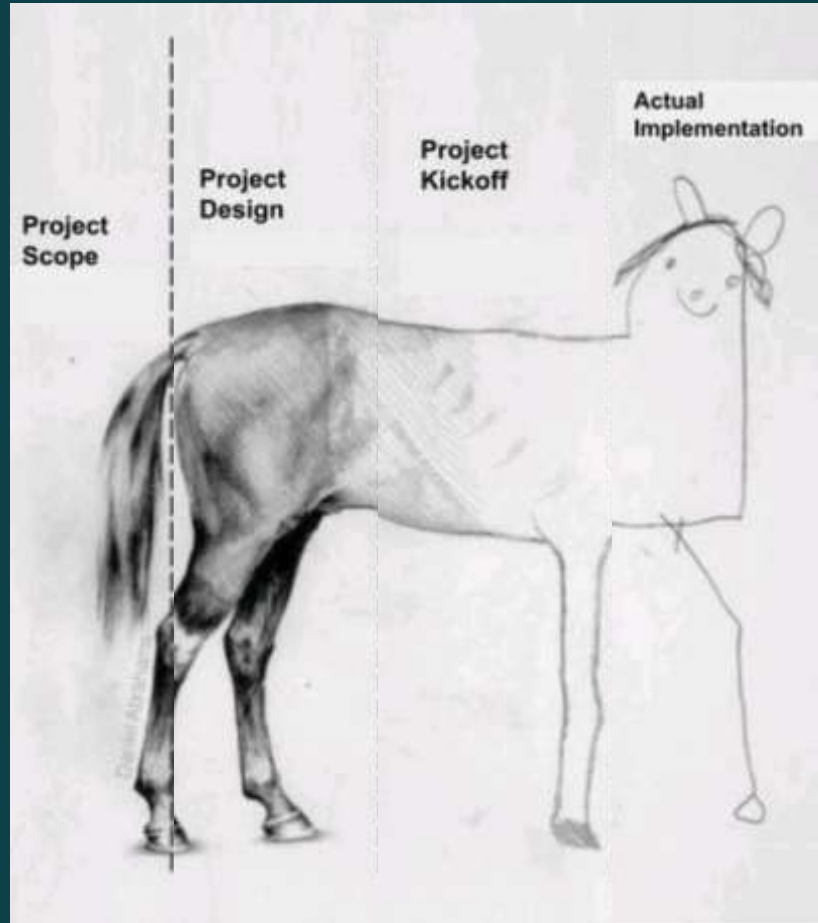
Fix bad processes or clean your BAD data. Multiple Databases hinders AI.



Real Value

Predictive accounting, Intelligent automation, early fraud detection, fast adoption with chatbots

► When we have the WRONG people leading SAP Projects....



► Don't Rush During Planning....

Business Expectation of MVP



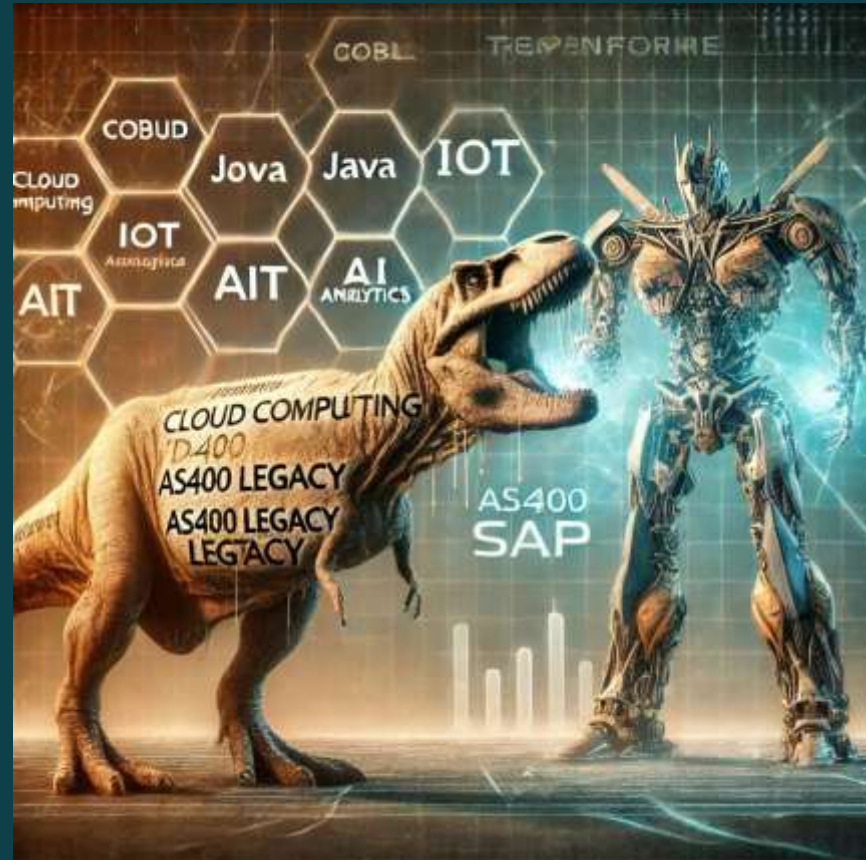
Actual Deployment



Call to Action for Monday...


DO NOT

Kill your Dinosaur Systems at Once



Instead...

Dehydrate it Slowly



***"Transformation is not about changing what you do,
but how you think."***

***Shifting the mindset from simply running ECC to strategically
Maximizing SAP S/4 HANA is the real transformation.***



THANK YOU!

FRANK FLORIAN

Executive Adviser SAP Finance Transformation
and Project Excellence



 **LinkedIn**

 **IVRICO**
WWW.IVRICO.COM