

## Does Commercial Project Management in SAP pass the test?

Peter Butler & Stephen Silver  
KPMG

# Questions

1. Do you currently use Project Systems?
2. What are your current challenges with Project Systems in S/4?
3. Is anyone currently using CPM?

# SAP's Capability Pitch...

## SAP Enterprise Portfolio and Project Management



## SAP S/4HANA

- Single source of truth
- Finance - Providing Instant access to detailed financial insights
- Direct access to ERP cost records
- Efficient procurement
- Human Resources integration
- S/4HANA real-time project analytics
- Consistent Fiori UX for SAP S/4HANA

# Working Hypothesis on CPM

Standard Project Systems in core S/4 doesn't provide full business capability

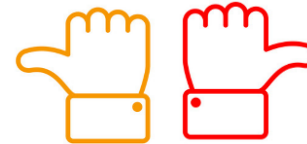


So – we need something additional....

1. CPM addresses most of the business capabilities gaps in standard PS



2. Consistent & Simple Experience



3. Overall rating & Should you do it?



# Innovation in Project Systems



1. Core Project Systems remains solid and relatively unchanged
2. Some User Experience Renewal to Fiori Apps as we should expect (Gantts, Dependencies etc)
3. New Fiori App for Project Claims
4. Improved integration capabilities via external APIs
5. Improved integration with CPM, PPM etc

## Outlook

### Planned Development Focus Areas:

- Modernization of selected compatibility scope items\*
- Architectural modernizations and support of hybrid scenarios
- Adoption of cross LoB innovations
- Customer driven continuous functional and usability improvements



Planned

\* The latest official status of compatibility scope items can be found in the "way forward" Excel attached to note <https://launchpad.support.sap.com/#/notes/2269324>





# Where does it fit?

# Product Positioning

## SAP EPPM Enterprise Portfolio and Project Management

### SAP PPM

Portfolio &  
Project  
Management

Portfolio Management

Project resource management

Project Management

- Submit, prioritise and monitor projects
- Oversee projects, tasks and timelines
- Identify resources, check availability and optimise utilisation
- Visibility of cost and revenue reporting across the portfolio

### SAP CPM

Commercial  
Project  
Management

Project Workspace

Project Financial Planning & Estimation

Project issue and change management

- Centralised workplace for all project activity
- Overview of project health
- Various financial planning versions to manage from Bid through Execution
- Cost forecast, EAC, ETC
- Issue and Change Management

### SAP PS

Project Systems

Project WBS Structure

Actual cost, revenue and commitment

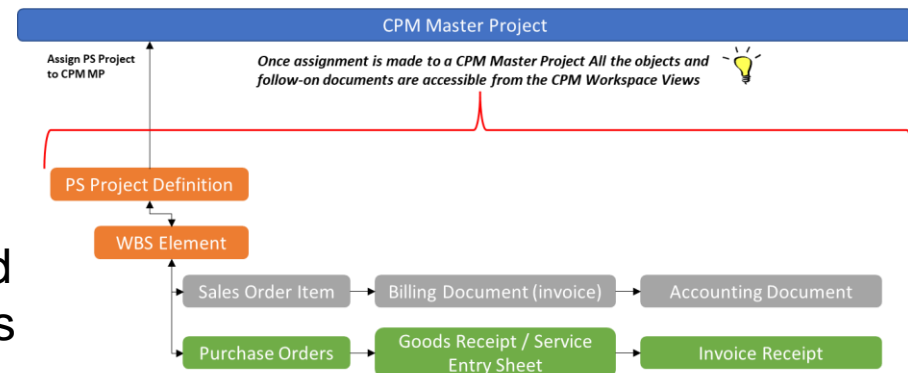
Integrated with MM, SD, HR, FICO

- Operative project structure
- Integrated with Primavera or other 3<sup>rd</sup> party tool for scheduling
- Billing, invoicing, purchase
- Cost & revenue recognition in financial books

# In a nutshell

CPM Provides:

1. Top-down approach to manage PS projects using the Project Workspace
2. CPM Project is its own SAP object and can be linked to 1 or many PS Projects
3. Advanced Financial Management Functions not found in core S/4 for Budgeting, Forecasting etc
4. Provides Budget, Forecast, Actual financial analysis
5. Project Issue & Change Management



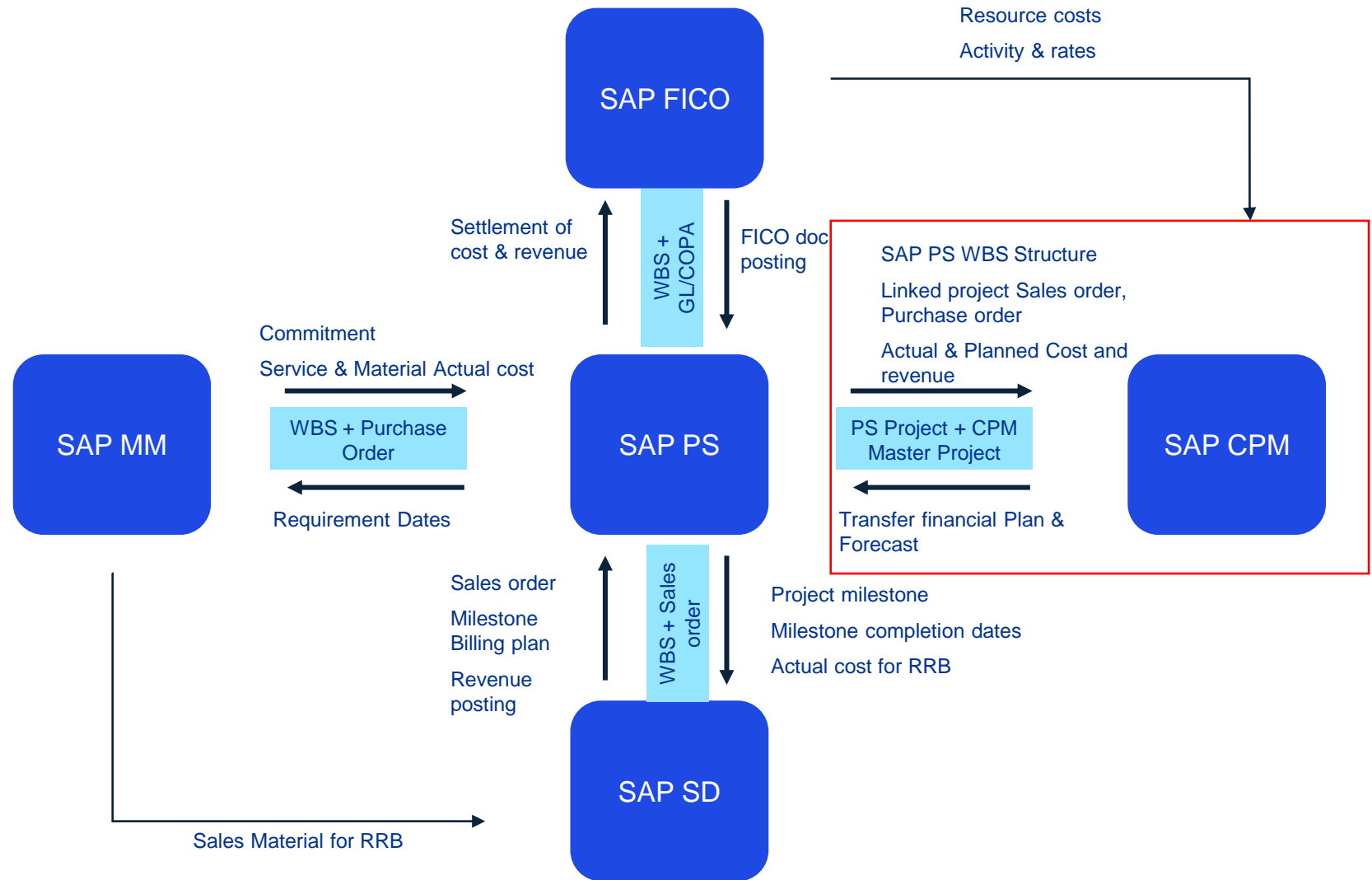
The screenshot shows the SAP Project Workspace interface for a Commercial Project. The top bar indicates the project is "Commercial Project: CP.00003, Capex Project". The left sidebar shows the project hierarchy: "Commercial Project ID: CP.00003" (Capex Project), "Commercial Project Type: Professional Services", "Stage: New", "Customer: Org Unit PPS CO-A000", "Currency: USD", "Start Date: 28.07.2020", "End Date: 28.10.2020", "Confidential: No", and "Project Manager: 998000000, Sarah Paulson". The main area displays project attributes: "Industry: Services", "Country: US", "Region: AZ", "Ext. Inspection: ", "Service Attributes: Type of Work: Upgrade, Int. Inspection: ", "Management Attributes: Technical Risk: Low, Project Risk: Low, Financial Risk: Low". The bottom section shows "Related Business Objects" and "Attributes".



# Thinking about the process



# CPM at Work...



# Key Functional Benefits

01

## Workspace

One centralised location to access all content related to your project – sales, procurement, reporting etc.

02

## Financial Planning

Manage the project planning from Bid, Baseline Plans, Forecasts and Change Requests

03

## Issues and Change Requests

Manage issues through to change requests using activities and workflow approvals.

04

## Analytics

Multiple forms of analytical data at your fingertips – real-time.



# Project Workspace

# Cross-Project View



1. Search for Projects
2. List of your key projects
3. Configurable KPIs

<

SAP

Cross-Project View

All

Search

Q

?

🔔

PE

Options

Refresh

Sort By: Commercial Project ID

Sort

Show Search

Favorites (0)

Last Accessed (5)

My Projects (10)

Actuals

Planned

Commercial Project

Cost: Plan vs. Actual (Up to Cur. Month)

Rev: Plan vs. Actual (Up to Cur. Month)

Margin: Plan vs. Act. (Up to Cur. Month)

Cost (Total)

Revenue (Total)

Unbilled Revenue

Issues

(%)

●

100020: Demo to Mineral

Customer: XYZ Mining Ltd. (01.07.2023 - 30.06.2024) Stage: New

Open | Refresh

5,760

2,945

95.59-

5,760

2,945

2

📅

Currency: AUD

Last Refresh: 28.08.2023 15:43:14 AUSWA

📁

100039: Demo Manila

Customer: XYZ Mining Ltd. (01.07.2023 - 30.06.2024) Stage: New

Open | Refresh

1,800

1,000

80.00-

1,800

1,000

1

📅

Currency: AUD

Last Refresh: 11.09.2023 10:54:33 AUSWA

📅

100092: Test Forecasting

Customer: Mondium Pty Ltd (01.01.2023 - 31.12.2024) Stage: New

Open | Refresh

2,325

10,000

76.75

2,325

10,000

📅

Currency: AUD

Last Refresh: 08.11.2023 17:01:05 AUSWA

# Workspace - Overview



1. View the KPIs
2. Navigate the WBS Hierarchy and view Reports

Customer: Mondium Pty Ltd (01.01.2023 - 31.12.2024) Stage: New

Last Invoiced	Billing Due Date	Cut-off Date
07.11.2023	08.11.2023	26.08.2023

Overview

Project Cost Status (Hierarchical)

- WIP Header Reporting
- WIP Reporting
- Project Cost & Revenue Analysis
- Progress Reporting

KPI Details

KPI	Actual	Planned
Cost: Plan vs. Actual (Up to Cur....	2,325.00	29,600.00
Rev: Plan vs. Actual (Up to Cur. ...	10,000.00	40,000.00
Margin: Plan vs. Act. (Up to Cur....	76.75	26.00
Cost (Total)	2,325.00	29,600.00
Revenue (Total)	10,000.00	40,000.00
Unbilled Revenue		
Issues		
Change Requests		



# Workspace Overview



**100020: Packaged Works - Overview**

E-Mail E-mail URL Remove From

Customer: (02.03.2020 - 31.03.2022) Stage: New

Overview Financial Plan Commercial View Procurement View

**Project Cost Status (Hierarchical) | AUD**

- WIP Header Reporting
- Project Cost Status
- Project Cost & Revenue Analysis
- WIP Reporting
- Progress Reporting

**Project Cost Status (Hierarchical) | AUD**

Structure Element	Structure Element	Description (Structure Element)
FS-001031	FS-001031	Packaged Works - CPM Example
FS-001031-01	FS-001031-01	Packaged Works - CPM Example
FS-001031-02	FS-001031-02	Test Project Cost Status with Orders

**WIP Header Reporting**

**Project Cost Status**

**Project Cost & Revenue Analysis**

View: \* PB\_Standard Display As: Table Export Info Drilldown Settings Open Query Filter

Clear Filter Scaling factor

Master Project ID	Structure Element	Description (Structure Element)	Calendar Year/Month	Key Figure Element	Cost Element	Actual Cost	Actual Revenue
						1,386.47	886.46
100020	FS-001031-01-01	Package A - Berri Tra...	MAR 2020	REVN	425211	0.00	0.00
100020	FS-001031-01-01	Package A - Berri Tra...	APR 2020	PCST	515121	100.00	0.00
100020	FS-001031-01-01	Package A - Berri Tra...	APR 2020	PCST	521115	0.00	0.00
100020	FS-001031-01-01	Package A - Berri Tra...	APR 2020	PCST	521119	886.46	0.00

Standard reports are available and need to be considered for suitability; and the views configured

**Project Cost & Revenue Analysis**

View: \* PB\_Standard Display As: Table Export Info Drilldown Settings Open Query Filter

Clear Filter Scaling factor

Export to Microsoft Excel

Master Project ID	Structure Element	Description (Structure Element)	Calendar Year/Month	Key Figure Element	Cost Element	Actual Cost	Actual Revenue
						1,386.47	886.46
100020	FS-001031-01-01	Package A - Berri Tra...	MAR 2020	REVN	425211	0.00	0.00
100020	FS-001031-01-01	Package A - Berri Tra...	APR 2020	PCST	515121	100.00	0.00

Standard reports can be exported to Excel

# Workspace – Commercial View



## 1. Navigate the WBS Hierarchy and sales related documents and their status

SAP 100092: Test Forecasting - Commercial View

Customer: Mondium Pty Ltd (01.01.2023 - 31.12.2024) Stage: New

Last Invoiced: 07.11.2023, Billing Due Date: 08.11.2023, Cut-off Date: 26.08.2023

Overview, **Commercial View**, Procurement View, Financial Plan, Issues and Changes, Risk Management

Hide Commercial Project Structure, Hide Sales Orders

Selected: 174 - XYZ Mining Ltd.

Commercial Project Structure

Structure Element (All)	Description
P-2252.51	test Forecasting
▼ P-2252.51	Level 1 WBS
▶ P-2252.51-0000	Level 2 WBS
174-000010	Std Sales Invoicing-Fixed Rate Office Ex
40000083-000010	Std Sales Invoicing-Subconsultants

Sales Orders

Standard *	Launch:						
<input type="checkbox"/> Sales Document T...	Sales Document	Customer Name	Order Date	Value	Purchase Order	Currency	Created By
<input checked="" type="checkbox"/> Order	174	XYZ Mining Ltd.	01.11.2023	25,000.00	Fixed Price SOrd...	AUD	JRINALDI
<input type="checkbox"/> Contract	40000083	XYZ Mining Ltd.	01.11.2023	150,000.00	T&M contract (S...	AUD	JRINALDI

Billing Plan

Standard *	Source	Billing Date	Description	Billing Value	Currency	Status
<input type="checkbox"/> 174-10	Sales Document Item	08.11.2023	Contract Conclusion	15,000.00	AUD	Not yet processed

Invoices / Debit Memos

Standard	View:	Launch:					
<input type="radio"/> 174	90000303	07.11.2023	Net Amount	Document Currency	Due Date	Billing Date	
			10,000.00	AUD	20.11.2023	05.11.2023	

# Workspace – Procurement View



1. Navigate the WBS Hierarchy and procurement related documents and their status

SAP 100092: Test Forecasting - Procurement View

Customer: Mondium Pty Ltd (01.01.2023 - 31.12.2024) Stage: New

Last Invoiced: 07.11.2023, Billing Due Date: 08.11.2023, Cut-off Date: 26.08.2023

Overview, Commercial View, **Procurement View**, Financial Plan, Issues and Changes, Risk Management

Hide Commercial Project Structure, Hide Purchase Orders

Commercial Project Structure

Structure Element (All)	Description
▼ P-2252.51	test Forecasting
○ ▼ ▲ P-2252.51	Level 1 WBS
○ > ▲ P-2252.51-0000	Level 2 WBS
○ 174-000010	Std Sales Invoicing-Fixed Rate Office Ex
○ 40000083-000010	Std Sales Invoicing-Subconsultants

Purchase Orders

Standard \* Launch:

A/C O...	Purch...	Item No.	Short ...	Vendor	Docu...	Delive...	Quantity	Unit	Net Pr...	Curre...	Release...	Code D...	Status
□ P-2252....	4500000...	00010	Buy a Car	Budget ...	08.11.20...	08.11.20...	2	EA	200,000....	AUD			

> Open Invoices

> Service Entry Sheets

> Purchase History

> Open Purchase Requisitions

The background of the slide features a low-angle, upward-looking perspective of a modern cable-stayed bridge. The bridge's white concrete piers and the dense network of white stay cables are prominent against a bright, slightly hazy sky. A large, solid blue rectangle is superimposed on the left side of the image, serving as a backdrop for the title text.

# Project Financial Planning

# Workspace – Financial Plan



## 1. Create and manage Financial Plans

SAP 100092: Test Forecasting - Financial Plan

All Search

E-Mail E-mail URL E-mail Log Refresh Add To

Customer: Mondium Pty Ltd (01.01.2023 - 31.12.2024) Stage: New

Last Invoiced 07.11.2023 Billing Due Date 08.11.2023 Cut-off Date 26.08.2023

Overview Commercial View Procurement View **Financial Plan** Issues and Changes Risk Management

Financial Plan

Standard Create Plan Delete Plan Refresh E-Mail URL

Plan Description	Plan ID	Description	Plan Hierarchy	Status Description	Plan Version ID	Version Description	Version Type
Test Forecasting	100092-1		Commercial Project	New			

# Financial Plan & Versions



1. Create and manage Plan Versions – Bid vs Baseline vs Current plan
2. Transfer Baseline plan to PS project

SAP Financial Plan: 100092-1

Financial Plan

Plan ID: 100092-1

Plan Description: Test Forecasting

Commercial Project Type: [Redacted]

Commercial Project ID: 100092

Commercial Project Description: Test Forecasting

Customer Number: 1000087 Mondium Pty Ltd

Organization: [Redacted]

Reporting Attributes: Assign

Team & Roles: Maintain Team & Roles

Plan Scenario: Plan Scenario for WBS & NWA-R...

Plan Type: Plan Type for Fiscal Period-ROLE

Breakdown: Fiscal Period

Plan From: 01.01.2023 To: 31.12.2024

Plan Currency: Australian Dollar

Status Description: New

Period-End Forecast: In Process For: AUG-2023

PoC Threshold: 00

Cut-Off Date: 26.08.2023

Plan Hierarchy: ☒ Commercial Project Structure ☐ Bid Structure

Financial Analysis


Versions Copy from Reference

Standard \* [New] [Copy] [Transfer] [Import] [Plan] [Reports] [Forecast] [Reschedule] [Change Status] [Refresh] [E-Mail URL] [Delete Data] [Change Log]

Version	Description	Type	Forecast Period	Status Description	Changed By	Created By	Transfer Status	Forecast Status	Import Status	Copy Status	Last Transfer...
1	Default Version	Current = ...	FEB-2023	New	SAWASTHI	SAWASTHI	×	■	×	×	



# Financial Planning



## Web Dynpro Planning

- SAP's new approach with S/4HANA
- Only a couple have been developed
- Complex to use with large WBS Hierarchies

**Financial Summary | AUD**

Description	Structure Element (Des...)	Cost (Plan)	Revenue (Plan)	Margin (Plan)
Level 2 WBS: P-2252.51-0000		0.00	0.00	0.00
Level 3 WBS: P-2252.51-0000-ADDD		29,600.00	40,000.00	10,400.00
Level 4 WBS: P-2252.51-0000-ADDD-1		0.00	0.00	0.00
Level 4 WBS: P-2252.51-0000-ADDD-1		7,500.00	20,000.00	12,500.00
Second 4 WBS: P-2252.51-0000-ADDD-1		22,100.00	20,000.00	2,100.00

**Resource Type Summary**

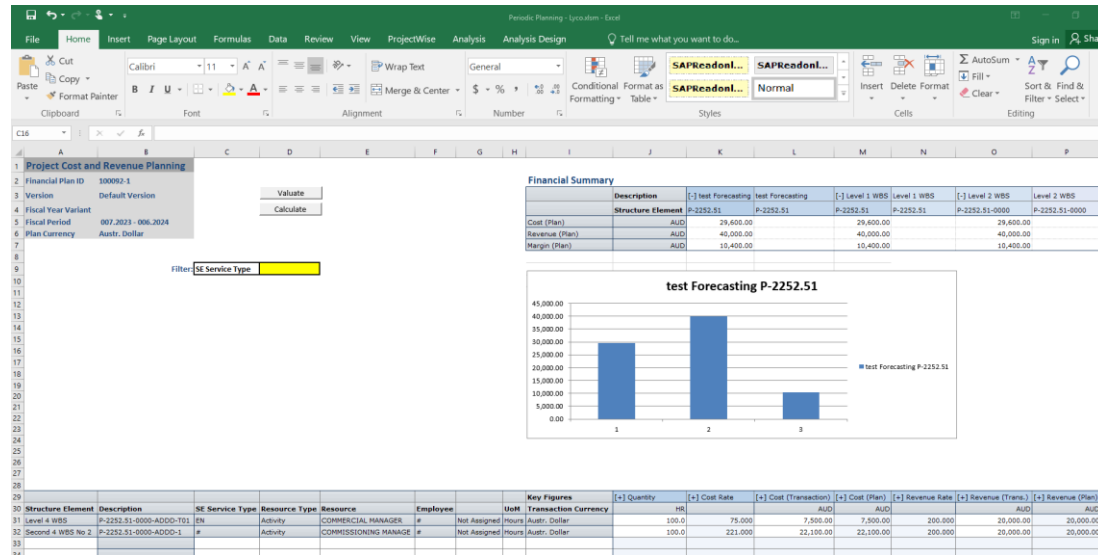
Resource...	Resource	Transact...	UoM	Quantity	Rate (C...	Cost (P...	Rate (R...	Revenu...
Activity	COMMISS...	Not assigned	Hours	0.000	0.000	0.00	0.000	0.00
Activity	COMMISS...	Austr. Dollar	Hours	100.000	221.000	22,100.00	200.000	20,000.00

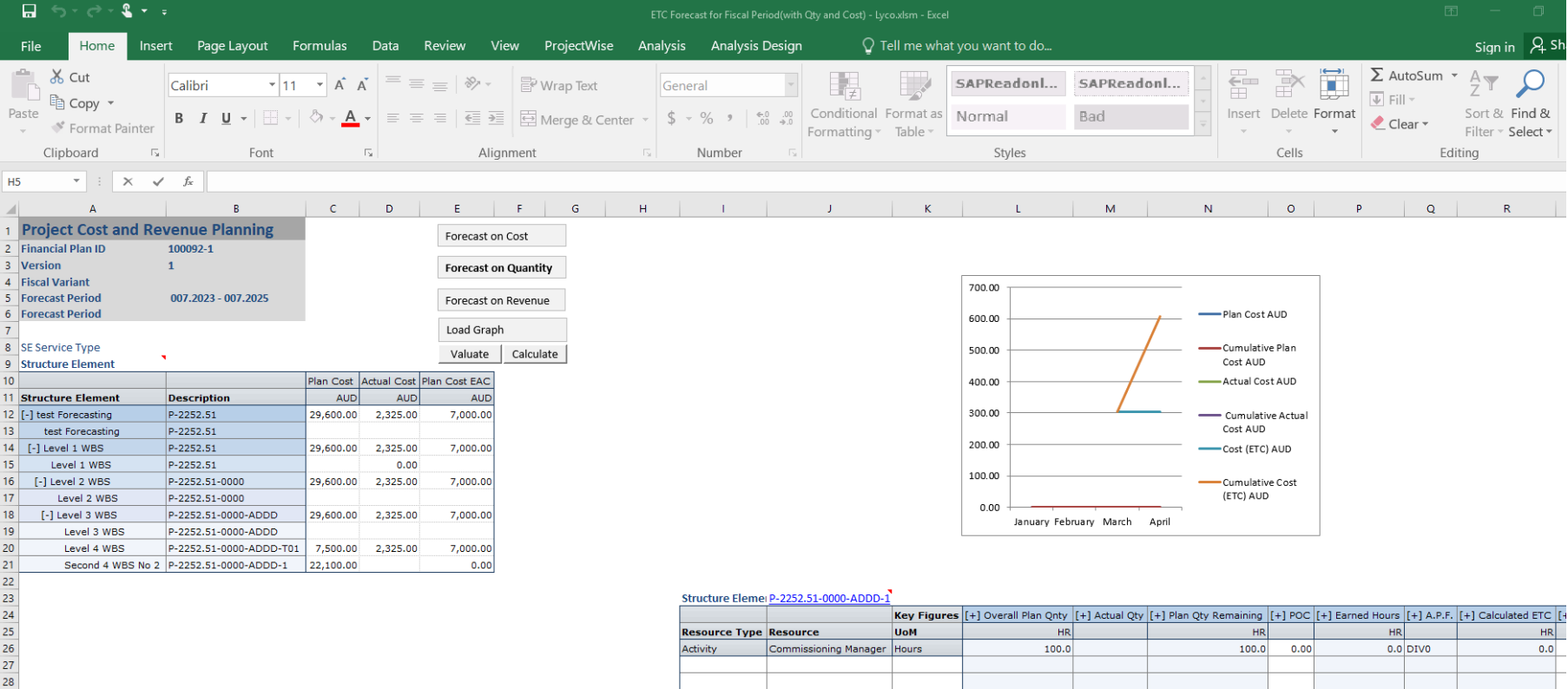
**Planning Area**

Fiscal year/period	Quantity	Rate (Cost)	Cost (Transaction)	Cost (Plan)	Rate (Revenue)	Revenue (Trans.)	Revenue (Plan)
JUN 2023	0.000	0.000	0.00	0.00	0.000	0.00	0.00
JUL 2024	0.000	0.000	0.00	0.00	0.000	0.00	0.00
AUG 2024	100.000	221.000	22,100.00	22,100.00	200.000	20,000.00	20,000.00
SEP 2024	0.000	0.000	0.00	0.00	0.000	0.00	0.00
OCT 2024	0.000	0.000	0.00	0.00	0.000	0.00	0.00

## AfO Planning

- Aged technology – complex builds
- Standard workbooks available – complex to clone and modify
- Complex to use with large WBS Hierarchies





# Financial Plan & Versions - Forecast



1. Monthly Forecasts easily managed and reported against
2. Quantity based, Cost based and Revenue based options
3. Enables comparison of Baseline Budget to ETC / EAC

**SAP Financial Plan: 100092-1** All

Edit E-Mail URL Document History

Financial Plan Commercial Project Structure Attachment Watch List Notes Financial Analysis


Plan ID: 100092-1  
Plan Description: Test Forecasting  
Commercial Project Type: [Redacted]  
Commercial Project ID: 100092  
Commercial Project Description: Test Forecasting  
Customer Number: 1000087 Mondium Pty Ltd  
Organization: [Redacted]  
Reporting Attributes: Assign  
Team & Roles: Maintain Team & Roles

Plan Scenario: Plan Scenario for WBS & NWA-R...  
Plan Type: Plan Type for Fiscal Period-ROLE  
Breakdown: Fiscal Period  
Plan From: 01.01.2023 To: 31.12.2024  
Plan Currency: Australian Dollar  
Status Description: New  
Period-End Fore...: In Process For: AUG-2023  
PoC Threshold (...): 00  
Cut-Off Date: 26.08.2023  
Plan Hierarchy: ☒ Commercial Project Structure ☐ Bid Structure

Versions Copy from Reference

Standard \*

Version	Description	Type	Forecast Period	Status Descri...	Changed By	Created By	Transfer Status	Forecast Status	Import Status	Copy Status	Last Transfer...
1	Default Version	Current =...	FEB-2023	New	SAWASTHI	SAWASTHI	✗	■	✗	✗	

The background of the slide features a low-angle, upward-looking perspective of a modern bridge. The bridge's structure, including its tall pylons and numerous stay cables, is visible against a bright, slightly cloudy sky. A solid blue rectangular overlay is positioned on the left side of the image, serving as a backdrop for the title text.

# **Project Issue & Change Management**

# Issues and Change Requests



1. View issues raised, priority, impact and status
2. Display individual issue details

SAP 100020: [REDACTED] - Issues and Changes

E-Mail E-mail URL E-mail Log Refresh Add To

Customer: XYZ Mining Ltd. (01.07.2023 - 30.06.2024) Stage: New

Cut-off Date 31.08.2023

Overview Commercial View Procurement View Financial Plan **Issues and Changes** Risk Management

> Categorization by Priority > Overall Project Cost and Revenue Situation

Issue and Change List

Standard

Object Category: Object Type: Status: Priority:

Adapt Filters (0) Go

Items (4)

Standard	Create Object with References:	New Issue:	New Change Request:													
Object ID	Title	Priority	Impact	Status	Employee...	Employee R...	Created On	Expected ...	Object Type	Object Ca...	Created By	Estimate ...	Currency	Estimated...	Delay Unit	
10000000002	New Issue Can...	Very High	Major	New	1P00000004	Joanna Rina...	04.08.2023	09.08.2023	General Issue	Issue	SAWASTHI	30,000.00	AUD	56	Days	
10000000003	New Issue Can...	Very High	Major	New	1P00000004	Joanna Rina...	04.08.2023	09.08.2023	Issues Refer...	Issue	SAWASTHI	30,000.00	AUD	56	Days	
20000000001	Test			Approved	1P00000008	Stephen Silver	08.08.2023		Change Req...	Change Req...	PBUTLER	0.00	AUD	0		
20000000003	Test Change R...	Very High	Major	New	1P00000008	Stephen Silver	16.08.2023	31.08.2023	Change Req...	Change Req...	SAWASTHI	100,000.00	AUD	30	Days	

# Issues and Change Requests



**New Activity**

**Activity Definition**

Activity Type:

Cost Estimation Alternatives:

Activity Category Text:

Activity Description:

**Detailed Description of Activity**

**Search: Activity Type**

Results List: 5 results found for Activity Type

Activity Type	Activity Type Text
CR1	Cost Planning Activity
EAA	External Approval Activity
IA1	General Activity
IAA	Internal Approval Activity
UPA	Update Activity

Manage Activities  
& their lifecycle

Change Request: 10000023 - Internet Explorer

**Change Request: 10000023**

**Save** **Cancel** **Edit** **Document History**

**Problem Description**

**Proposed Solution**

**Activities**

**Add Activities** **Set Activity Status** **Filter By Alternative ID: --SELECT ALL--**

Activity Template Description	Activity ID	Sort Nu...	Acti...	Activity Type Text	Actual Start Date	Act
Obtain Customer App...	00016	0010		External Approval Activity		

**Set Activity Status**

- In Progress
- Completed
- Approved
- Rejected
- Not relevant



# Issues and Change Requests



100193: Variation test - Overview - Internet Explorer

**100193: Variation test - Overview**

E-Mail E-mail URL Add To Remove From

Customer: <Not Maintained> (01.01.2021 - 31.03.2021) Stage: Go - No Go

Overview Financial Plan Commercial View Procurement View Team Overview Issues and Changes

**Project Cost Status (Hierarchical) | AUD** Project Cost & Revenue Analysis Project Cost Status

Structure Element	Structure Element	Description (Structure Elem...	Actual Cost	Planned Cost	Pending Cost	Actual Reve...	Planned Revenue	Pending Revenue	Total
FS-001156	PD10036718	Test Variation estimation	0	1,561.83	12,807.95	0	1,796.11	14,728.11	
FS-001156	PD10036718	Test Variation estimation	0	0.00	0.00	0	0.00	0.00	
FS-001156-01	PR10480666	URD Construction Project	0	1,561.83	12,807.95	0	1,796.11	14,728.11	

Manage Financial Impact of CRs incl Pre & Post Approval

**Project Cost Status (Hierarchical) | AUD** Project Cost & Revenue Analysis Project Cost Status

Structure Element	Actual Reve...	Planned Revenue	Pending Revenue	Total Commitments	Approved Cost	Approved Revenue
FS-001156	0	1,796.11	14,728.11	0	31,437.95	66,153.65
FS-001156	0	0.00	0.00	0	0.00	0.00
FS-001156-01	0	1,796.11	14,728.11	0	31,437.95	66,153.65

The background of the slide is a photograph of a cable-stayed bridge, likely the Millau Viaduct, viewed from a low angle looking up at the bridge's structure against a cloudy sky. A large, solid blue rectangle is overlaid on the left side of the image, containing the title text.

# Project Analytics

# Analytics – Cross Project View



< **SAP**

Cross-Project View

All ▾

Search

Q

?

🔔

PB

Options ▾ Refresh Sort By: Commercial Project ID ▾ Sort ▾

Show Search

Favorites (0) Last Accessed (5) My Projects (10)

Actuals Planned

Commercial Project		Cost: Plan vs. Actual (Up to Cur. Month)	Rev: Plan vs. Actual (Up to Cur. Month)	Margin: Plan vs. Act. (Up to Cur. Month) (%)	Cost (Total)	Revenue (Total)	Unbilled Revenue	Issues
● ⌵	100020: Demo to Mineral ▾ Customer: XYZ Mining Ltd. (01.07.2023 - 30.06.2024) Stage: New <a href="#">Open</a>   <a href="#">Refresh</a>	5,760	2,945	95.59-	5,760	2,945		2
		Currency: AUD		Last Refresh: 28.08.2023 15:43:14 AUSWA				
	100039: Demo Manila ▾ Customer: XYZ Mining Ltd. (01.07.2023 - 30.06.2024) Stage: New <a href="#">Open</a>   <a href="#">Refresh</a>	1,800 1,640	1,000 2,280	80.00- 28.07	1,800 15,040	1,000 9,880		1
		Currency: AUD		Last Refresh: 11.09.2023 10:54:33 AUSWA				
	100092: Test Forecasting ▾ Customer: Mondium Pty Ltd (01.01.2023 - 31.12.2024) Stage: New <a href="#">Open</a>   <a href="#">Refresh</a>	2,325 29,600	10,000 40,000	76.75 26.00	2,325 29,600	10,000 40,000		
		Currency: AUD		Last Refresh: 08.11.2023 17:01:05 AUSWA				



# Analytics – Multi Project Fiori View



<

SAP

Project Overview

All

▼

Search

Q

?

🔔

PB

Standard

▼

No filters active

🔗

Projects (53)

Standard

▼

Navigate To

⚙️

📄

▼

<input type="checkbox"/>	Alerts	Key Dates	Project / ID	Cost: Plan vs. Actual (Up to Cur. Month)	Rev: Plan vs. Actual (Up to Cur. Month)	Margin: Plan vs. Act. (Up to Cur. Month)	Receivables	Unbilled Revenue
				AUI	AUI			
<input type="checkbox"/>	🚨	📅	<div>Planning and forecasting</div> <div>100035</div> <div>XYZ Mining Ltd.</div>	<div>Plan11.9K</div> <div><div></div></div> <div>Actual11.54K360</div>	<div>Plan9.45K</div> <div><div></div></div> <div>Actual9.45K0</div>	<div>Plan-25.93%</div> <div><div></div></div> <div>Actual-25.93%0%</div>	0.00AUD	0.00AUD>
				AUI	AUI			
<input type="checkbox"/>	🚨	📅	<div>Test for Marco</div> <div>100036</div>	<div>Plan0</div> <div><div></div></div> <div>Actual00</div>	<div>Plan0</div> <div><div></div></div> <div>Actual00</div>	<div>Plan0%</div> <div><div></div></div> <div>Actual0%0%</div>	0.00AUD	0.00AUD>
				AUI	AUI			
<input type="checkbox"/>	🚨	📅	<div>Test Period-End Forecast</div> <div>100038</div>	<div>Plan20.4K</div> <div><div></div></div> <div>Actual16K4.4K</div>	<div>Plan31.02K</div> <div><div></div></div> <div>Actual31.02K0</div>	<div>Plan34.24%</div> <div><div></div></div> <div>Actual34.24%0%</div>	0.00AUD	0.00AUD>
				AUI	AUI			
<input type="checkbox"/>	🚨	📅	<div>Demo Manila</div> <div>100039</div> <div>XYZ Mining Ltd.</div>	<div>Plan5.7K</div> <div><div></div></div> <div>Actual3.9K1.8K</div>	<div>Plan4.75K</div> <div><div></div></div> <div>Actual3.75K1K</div>	<div>Plan-20%</div> <div><div></div></div> <div>Actual60%-80%</div>	1,100.00AUD	0.00AUD>
				AUI	AUI			
<input type="checkbox"/>	🚨	📅	<div>Periodic Planning Z6</div> <div>100041</div> <div>XYZ Mining Ltd.</div>	<div>Plan0</div> <div><div></div></div> <div>Actual-1.44K1.44K</div>	<div>Plan0</div> <div><div></div></div> <div>Actual00</div>	<div>Plan56.67%</div> <div><div></div></div> <div>Actual56.67%0%</div>	0.00AUD	0.00AUD>
				AUI	AUI			
<input type="checkbox"/>	🚨	📅	<div>Periodic Planning test 2</div> <div>100042</div> <div>XYZ Mining Ltd.</div>	<div>Plan0</div> <div><div></div></div> <div>Actual-1.4K1.4K</div>	<div>Plan0</div> <div><div></div></div> <div>Actual00</div>	<div>Plan0%</div> <div><div></div></div> <div>Actual0%0%</div>	0.00AUD	0.00AUD>



**Lets see what you  
think?**



# In Review

1. Does CPM cover the gaps in PS?
2. Consistent & Simple Experience?
3. Overall rating & Should you do it?



## How to Connect with Us

Peter Butler  
Email: [pbutler@kpmg.com.au](mailto:pbutler@kpmg.com.au)

Stephen Silver  
Email: [spsilver@kpmg.com.au](mailto:spsilver@kpmg.com.au)