

Leveraging SAP BTP and SAP Analytics cloud to increase business process efficiency

Lisa Ferrara,
Global Head of SAP/BPC technology at ContourGlobal

Niraj Mishra
ContourGlobal

SAPinsider
Las Vegas

2023

SAPinsider

What We'll Cover

- Who is ContourGlobal
- Our Objectives
- Our IT Environment
- Approach
- Wrap-Up





In This Session

Learn how Fujitsu and ContourGlobal leveraged SAP Business Technology Platform (BTP), Robotic Process Automation (RPA), and SAP Analytics Cloud (SAC) to simplify their SAP infrastructure and reduce TCO through automation and innovation including:

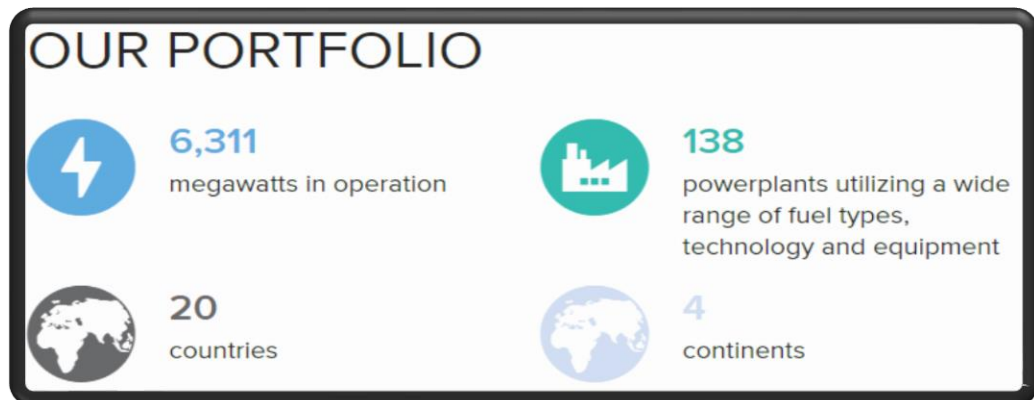
- Operations automation
- Process Automation
- Electronic invoice and tax automation
- SuccessFactors to ECC and Box integration.

ContourGlobal

ContourGlobal is a growth platform for acquiring and developing wholesale power generation with long-term contracts diversified across fuel types and geographies.

Founded in 2005 by CEO Joseph Brandt and Reservoir Capital Group, we have developed the highest of operating standards and practices which we ensure are applied globally in all our projects.

Today, we are uniquely positioned to capitalize on market opportunities that rely on operators with best-in-class track records with refurbishment and development expertise.



2023 Financial Objectives

- Optimize capital structure at the corporate and project level
- Enhance procurement to achieve significant savings
- Revamp our internal control environment to support strong growth
- Automate or eliminate non-productive tasks; move all finance work to the cloud
- Optimize Finance:
 - Enhance tax structure
 - improve the remuneration of our cash on all assets
 - use extensively LCs to extract trapped cash



Supplier and Customer E-Invoicing Challenges

Legal compliance requirements where companies are obliged to generate & transmit documents electronically to local authorities

- Countries
 - Italy
 - Spain
 - Mexico
 - Peru
 - Columbia

Decentralized electronic documents filing approach based on local vendors' geographical entity

- This increases the effort and cost.
- Dependency on 3rd party vendors
- Different transmission channels
- Communication gap

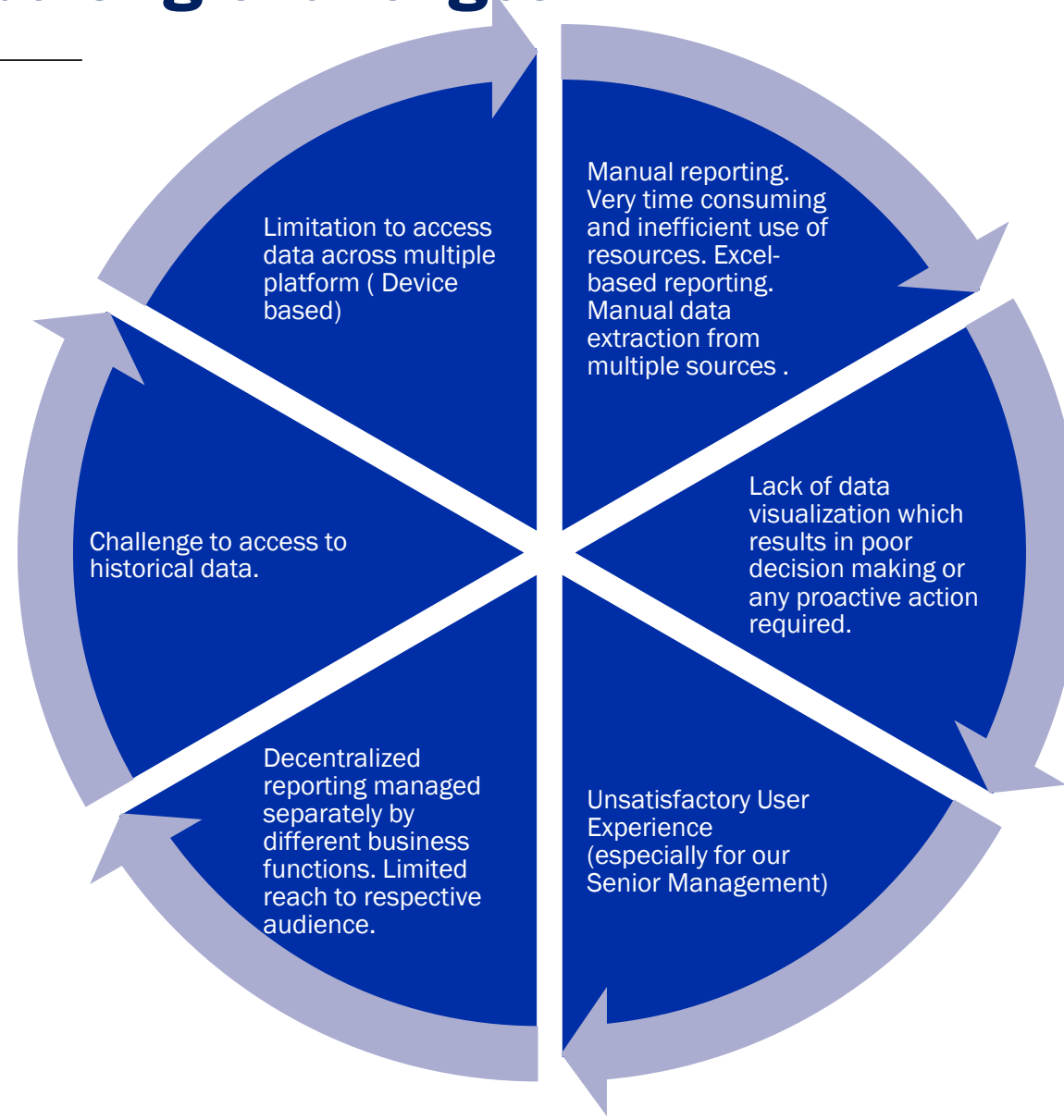
Difficult to track & monitor e-invoicing process.

- Lack of clear visibility (were invoices created and converted correctly? Were they accepted?)
- No integrity check

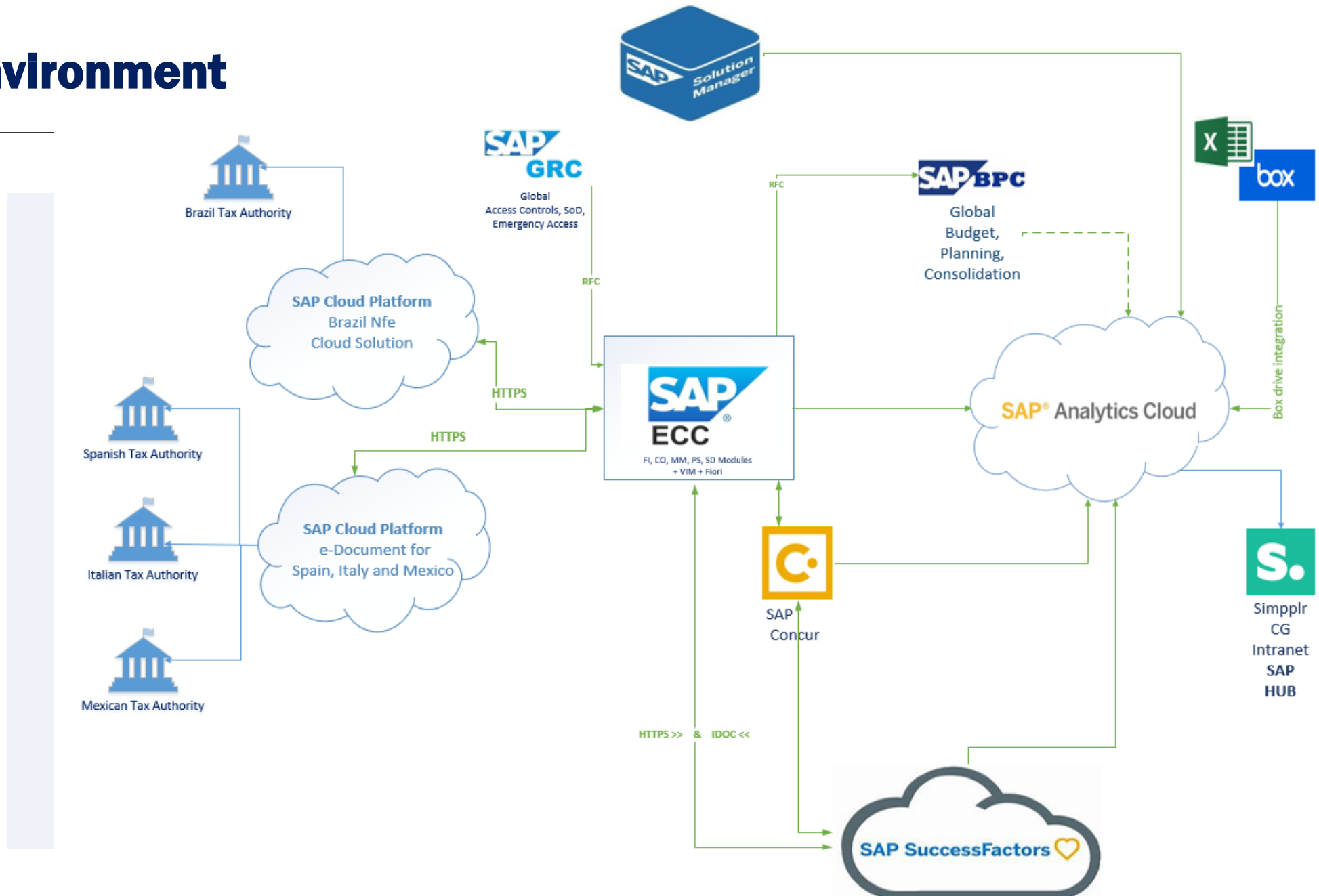
Manual Consolidation to track the filing status.

- Local business had to manually check to confirm integrity
- Local business had to manually consolidate for reporting requirements

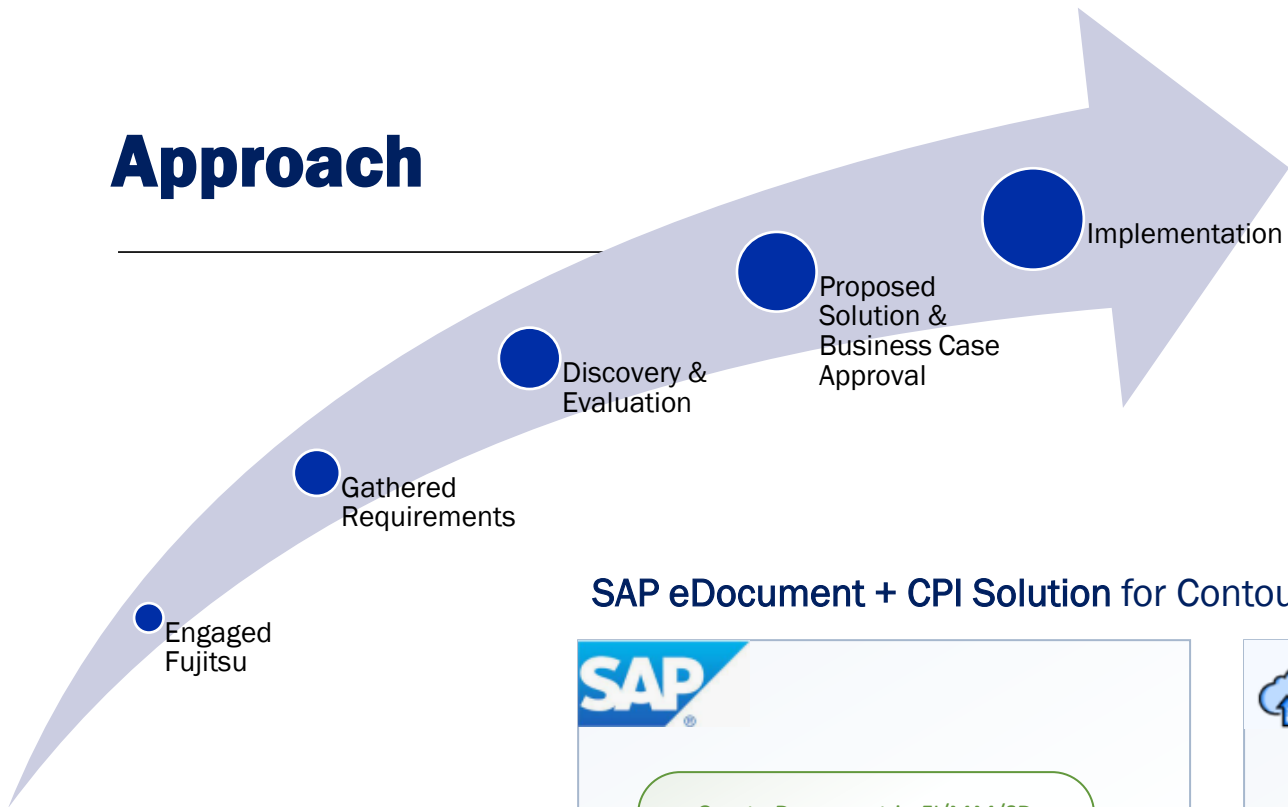
Metric & KPI's Reporting Challenges



Our SAP Environment

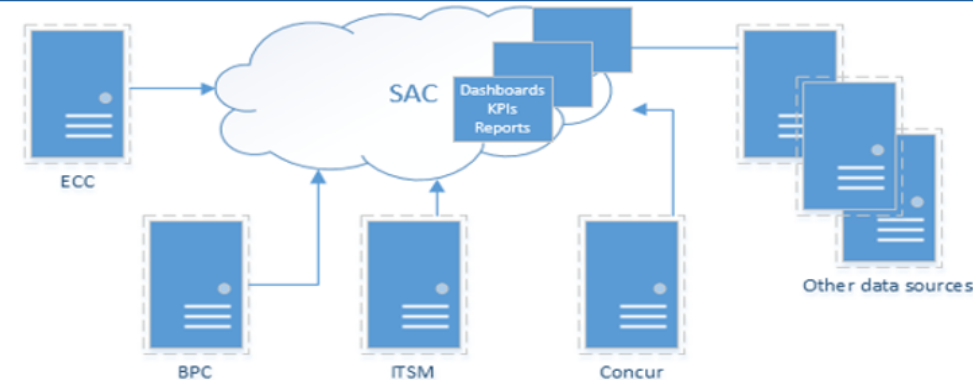


Approach

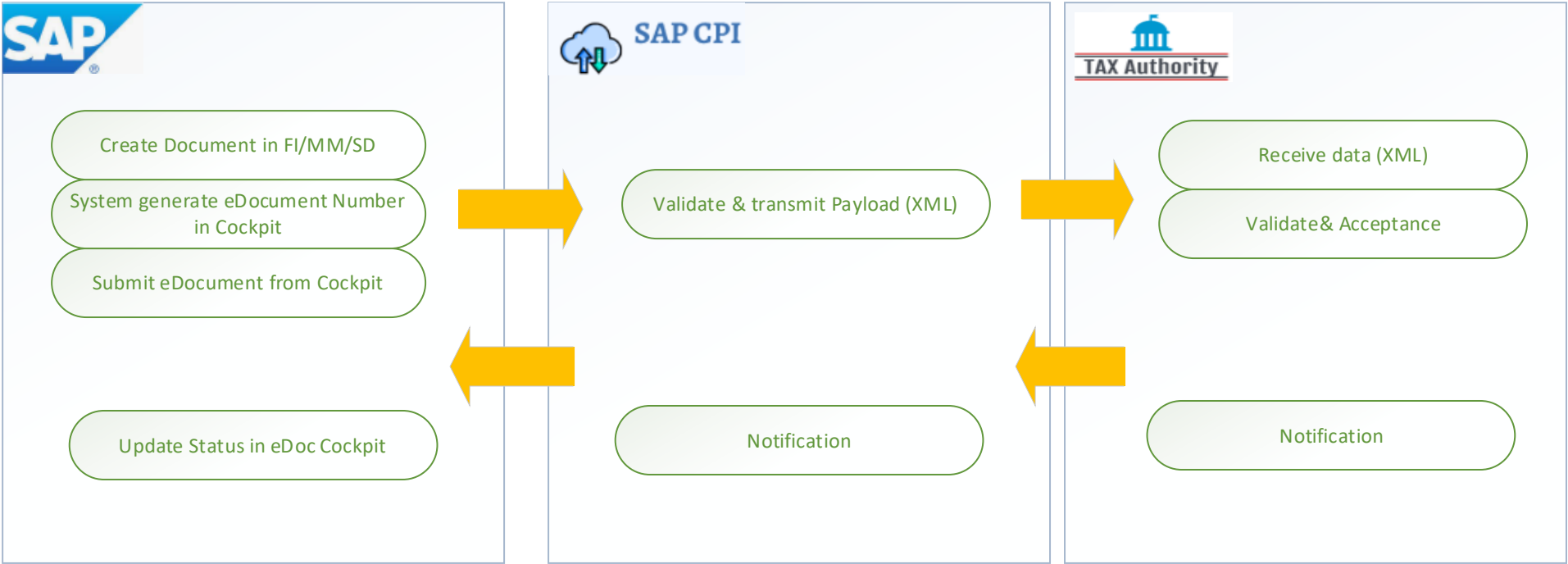


SAP Analytics Cloud Solution for ContourGlobal Reporting

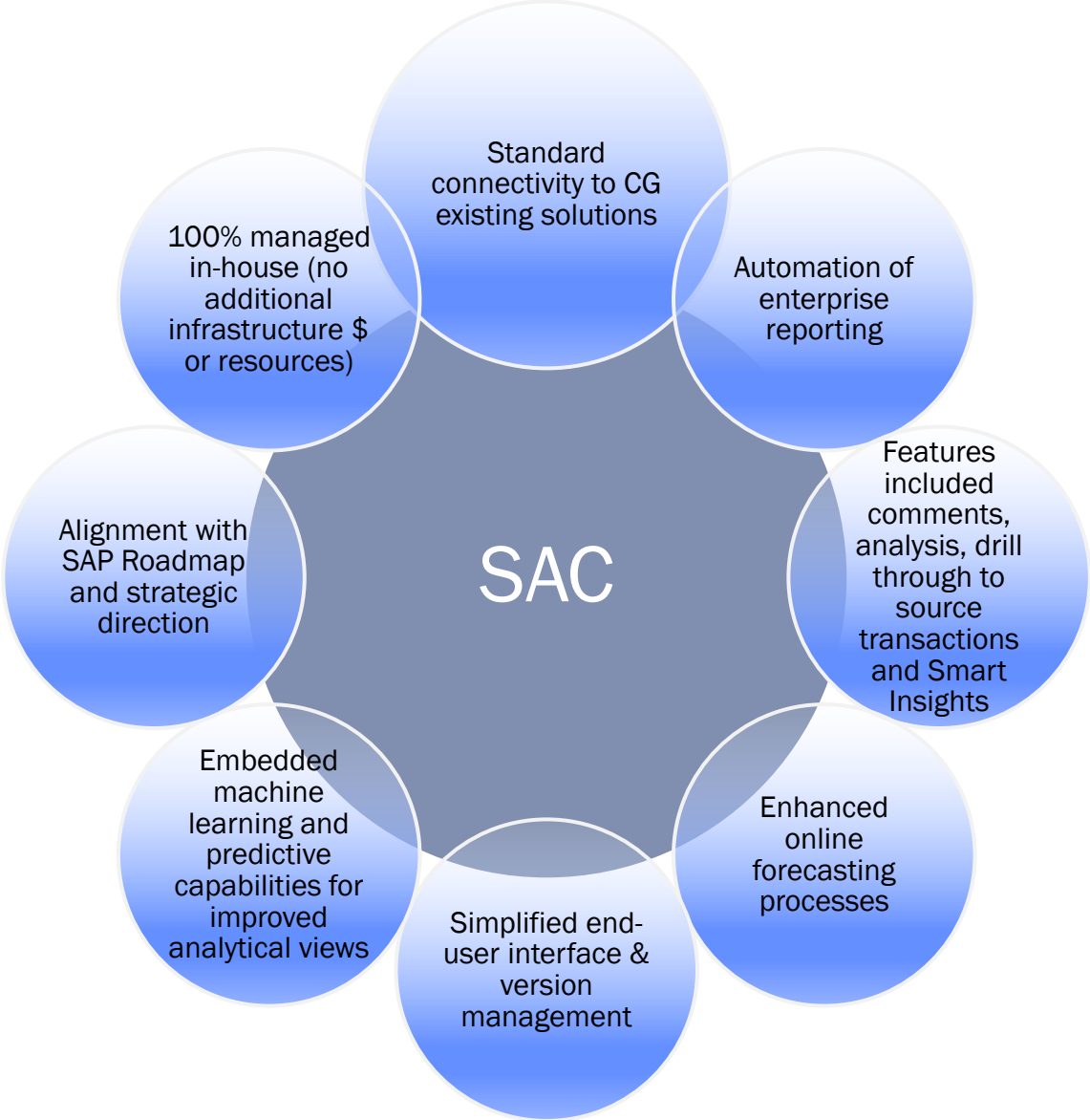
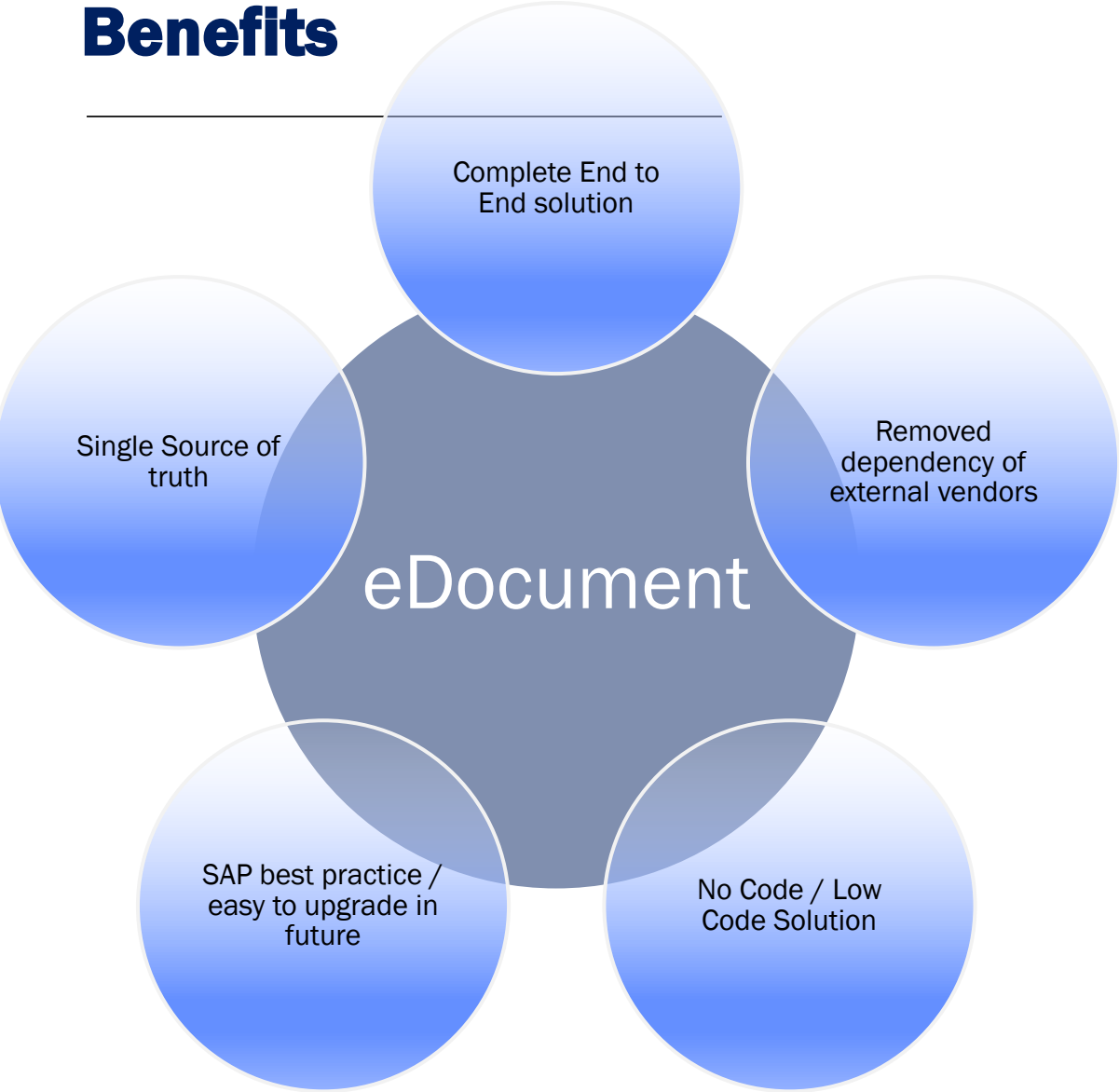
AFTER (One-time setup, entire process (date extract to data publishing) will be automated)



SAP eDocument + CPI Solution for ContourGlobal



Benefits



Brazil NF-e Cloud Solution for ContourGlobal

Challenges

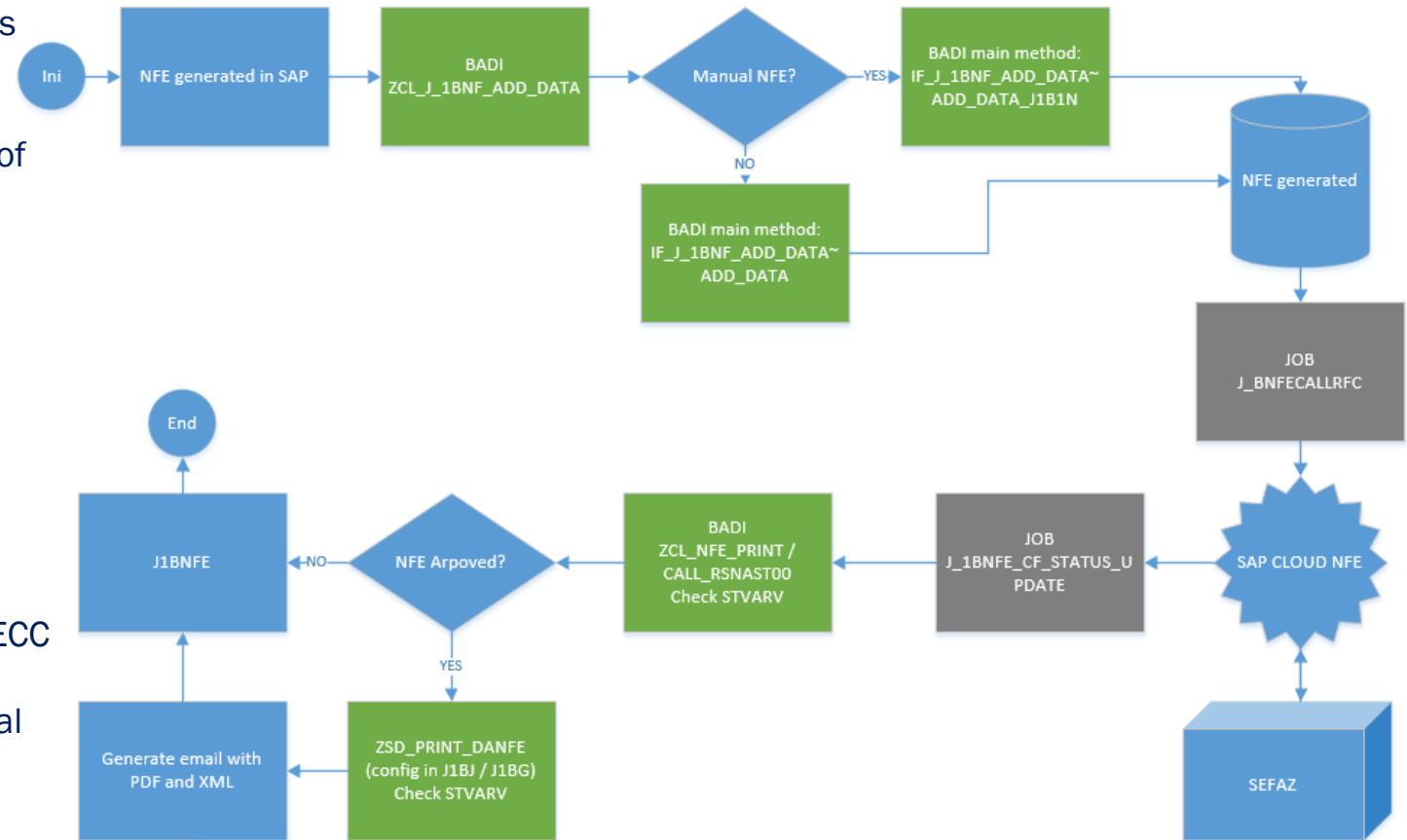
- Poor support on Critical Issues from third Party Vendor
- Upgrades involved change orders incurring additional costs
- Delay in Nota Fiscal approvals
- High volumes frequently failed
- Constant manual intervention required for administration of the process

Solution

- Implement SAP Cloud NF-e solution

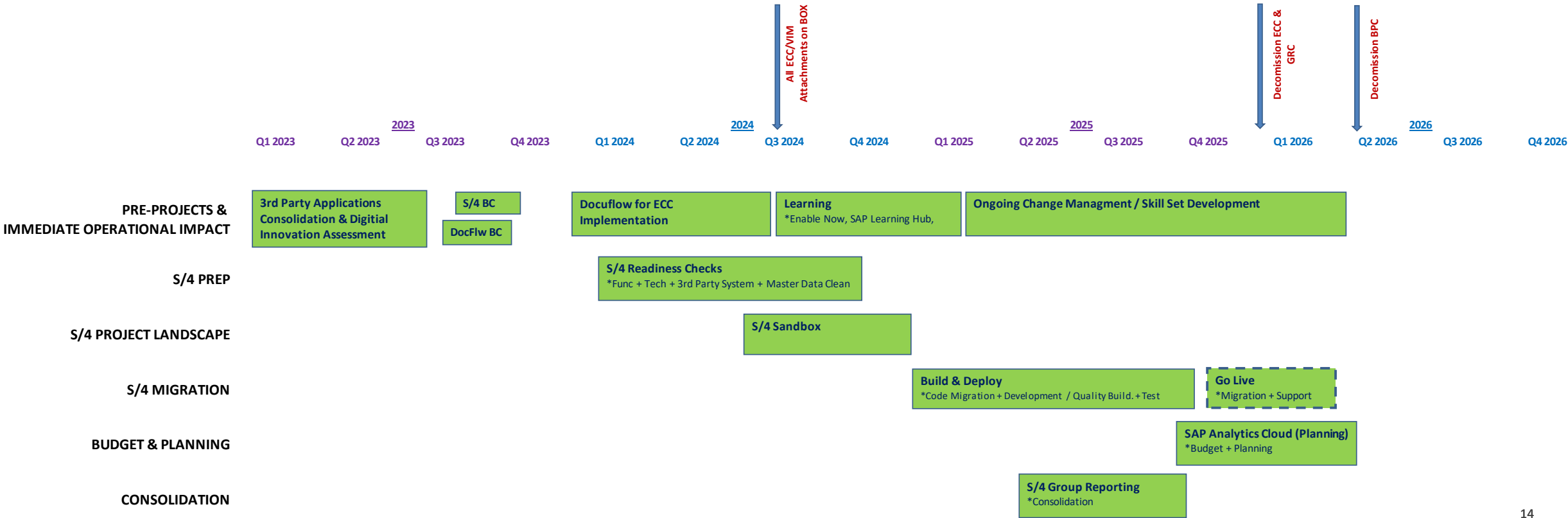
Benefits

- SAP Cloud NF-e solution is now responsible to establish connection between ContourGlobal and Authorities.
- Cloud-based solution with direct integration with our SAP-ECC system
- Removed dependency on intermediary server, no additional costs on infrastructure, maintenance or future legal upgrades
- Centralized solution
- 24/7 support from SAP
- Reduced costs and maintenance



Next Steps - ContourGlobal SAP Roadmap

SAP / BPC / GRC Transformation to S/4 HANA



Preview eDocument within ContourGlobal

EDocument Cockpit

Source Document: Submit Display... Customer... Goto... More... Help

Variant: Default Selection Change

Show Recent eDocuments: 365 Days

Italy eInvoice

Result Overview	No.
Italy	3,840
• Italy eInvoice	307
• Italy Incoming eInvoice	3,533
Mexico	119
• Mexico eInvoice	119
Spain	8,743
• Spain SII Documents	7,638
• Spain SII Lists	1,076
• Spain SII Reversal Documents	29

Status	Creation Date	CoCode	Proc. Status	Descr.	Changed By	Stat	Overv	Created on
IT20	28.12.2022	IT20	Delivered to Customer	FF_ALL	XXXX	X		14:37:06
IT16	23.12.2022	IT16	Delivered to Customer	FF_ALL	XXXX	X		12:23:38
IT01		IT01	Delivered to Customer	FF_ALL	XXXX	X		11:40:12
IT01		IT01	Delivered to Customer	FF_ALL	XXXX	X		11:40:45
IT01		IT01	Delivered to Customer	FF_ALL	XXXX	X		11:40:55
IT10		IT10	Delivered to Customer	FF_ALL	XXXX	X		09:23:25
IT17		IT17	Delivered to Customer	FF...				
IT27		IT27	Delivered to Customer	FF...				
IT01		IT01	Delivered to Customer	FF...				
IT43	20.12.2022	IT43	Delivered to Customer	FF...				
IT10	19.12.2022	IT10	Delivered to Customer	FF...				
IT10		IT10	Delivered to Customer	FF...				
IT10		IT10	Delivered to Customer	FF...				
IT10		IT10	Delivered to Customer	FF...				
IT10		IT10	Delivered to Customer	FF...				
IT10		IT10	Delivered to Customer	FF...				
IT10		IT10	Delivered to Customer	FF...				
IT05	14.12.2022	IT05	Delivered to Customer	FF...				
IT33	13.12.2022	IT33	Delivered to Customer	FF...				
IT33		IT33	Delivered to Customer	FF...				
IT33		IT33	Delivered to Customer	FF...				
IT33		IT33	Delivered to Customer	FF...				
IT17		IT17	Delivered to Customer	FF...				
IT17		IT17	Delivered to Customer	FF...				
IT33		IT33	Delivered to Customer	FF...				
IT33		IT33	Delivered to Customer	FF...				

Preview NFe within ContourGlobal

NFe-CT-e Monitor

Document Contingency Request Cancellation Delete Log Entries Reset Doc. Status Set Number

File Resend Email

Document Overview

CoCd	Partner ID	Ac...	Str Log	Doc. No.	Ev...	Do SC	M	Sw	Po	Ca	Stat...	P	M	Form	Re...	Y...	Mori	CNPJ Number	M Ser	Nine-Digit No.	Random No.	Ch Protocol Number	Proc. Date	Proc. Time	Created on	Changed On	Changed At
BR01	1000012			315269	1	0	A			100	X	2	NF55	52	22	01	08851565000275	55 000	000001768	191428981	3	152224794579284	27.01.2022	00:42:39	27.01.2022	27.01.2022	03:44:33
				323126	1	0	A			100	X	2	NF55	52	22	02	08851565000275	55 000	000001784	131953506	1	152224878507201	24.02.2022	16:22:18	24.02.2022	24.02.2022	19:22:30
				324832	1	0	A			100	X	2	NF55	52	22	03	08851565000275	55 000	000001798	176261076	9	152224932874653	14.03.2022	14:38:21	14.03.2022	14.03.2022	17:38:35
				332829	1	0	A			100	X	2	NF55	52	22	04	08851565000275	55 000	000001812	153628882	1	152225039990474	18.04.2022	14:48:32	18.04.2022	18.04.2022	17:49:06
				340193	1	0	A			100	X	2	NF55	52	22	05	08851565000275	55 000	000001826	181564989	7	152225129002626	17.05.2022	11:46:16	17.05.2022	17.05.2022	14:47:05
				348049	1	0	A			100	X	2	NF55	52	22	06	08851565000275	55 000	000001840	162502430	9	152225234290524	20.06.2022	15:10:23	20.06.2022	20.06.2022	18:10:42
				360057	1	0	A			100	X	2	NF55	52	22	07	08851565000275	55 000	000001854	165623206	9	152225314112842	15.07.2022	18:34:22	15.07.2022	15.07.2022	21:34:33
	1000016			315270	1	0	A			100	X	2	NF55	52	22	01	08851565000275	55 000	000001769	161837720	4	152224794579285	27.01.2022	00:42:40	27.01.2022	27.01.2022	03:44:35
				315271	1	0	A			100	X	2	NF55	52	22	01	08851565000275	55 000	000001770	140399060	3	152224794579286	27.01.2022	00:42:40	27.01.2022	27.01.2022	03:44:36
				323145	1	0	A			100	X	2	NF55	52	22	02	08851565000275	55 000	000001785	177054511	1	152224878507633	24.02.2022	16:22:37	24.02.2022	24.02.2022	19:23:25
				323146	1	0	A			100	X	2	NF55	52	22	02	08851565000275	55 000	000001786	145673733	7	152224878507629	24.02.2022	19:23:23	24.02.2022	24.02.2022	19:23:23
				324851	1	0	A			100	X	2	NF55	52	22	03	08851565000275	55 000	000001799	131605036	5	152224932873590	14.03.2022	14:38:30	14.03.2022	14.03.2022	17:39:09
				324852	1	0	A			100	X	2	NF55	52	22	03	08851565000275	55 000	000001800	150515161	7	152224932873592	14.03.2022	14:38:30	14.03.2022	14.03.2022	17:39:10
				332848	1	0	A			100	X	2	NF55	52	22	04	08851565000275	55 000	000001813	138751922	0	152225039990779	18.04.2022	14:48:42	18.04.2022	18.04.2022	17:49:07
				332849	1	0	A			100	X	2	NF55	52	22	04	08851565000275	55 000	000001842	128979482	0	152225039990777	18.04.2022	14:48:42	18.04.2022	18.04.2022	17:49:05
				340212	1	0	A			100	X	2	NF55	52	22	05	08851565000275	55 000	000001827	184971208	4	152225129002631	17.05.2022	11:46:16	17.05.2022	17.05.2022	14:47:08
				340213	1	0	A			100	X	2	NF55	52	22	05	08851565000275	55 000	000001828	147298415	0	152225129002633	17.05.2022	11:46:16	17.05.2022	17.05.2022	14:47:06
				348068	1	0	A			100	X	2	NF55	52	22	06	08851565000275	55 000	000001841	181119582	4	152225234290851	20.06.2022	15:10:33	20.06.2022	20.06.2022	18:11:02
				348069	1	0	A			100	X	2	NF55	52	22	06	08851565000275	55 000	000001842	128979482	0	152225234290846	20.06.2022	15:10:33	20.06.2022	20.06.2022	18:11:01
				360076	1	0	A			100	X	2	NF55	52	22	07	08851565000275	55 000	000001855	100210887	0	152225314113485	15.07.2022	18:34:35	15.07.2022	15.07.2022	21:37:38
				360077	1	0	A			100	X	2	NF55	52	22	07	08851565000275	55 000	000001856	192889249	1	152225314113491	15.07.2022	18:34:35	15.07.2022	15.07.2022	21:37:39

Single Document History

Doc. No.	Do Document Status	SC System Communication Status	M S W Po Ca Stat.	Status Code Description	P	Changed On	Changed At	Changed By	Protocol Number	Ca...	Reason
----------	--------------------	--------------------------------	-------------------	-------------------------	---	------------	------------	------------	-----------------	-------	--------

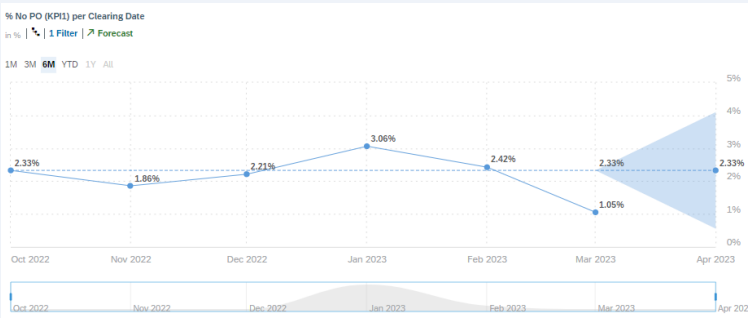
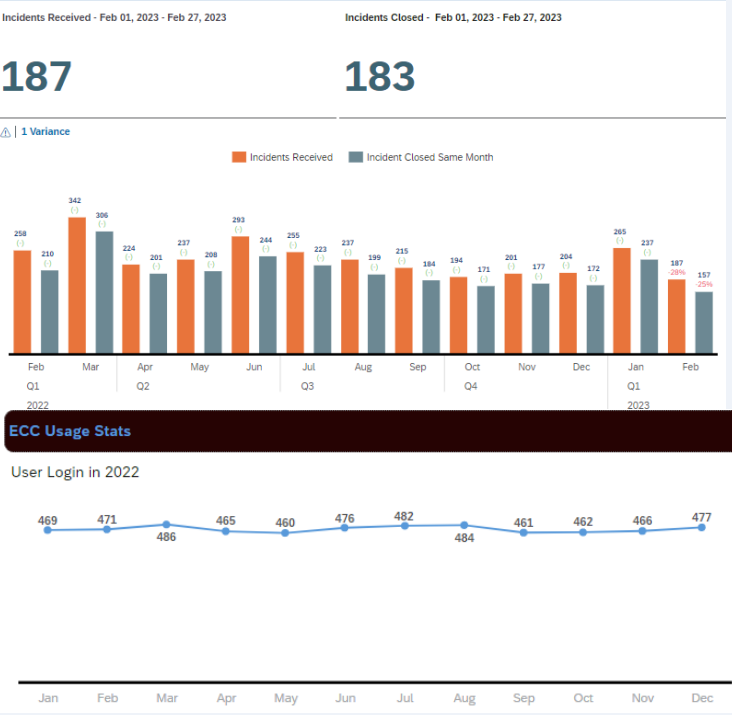
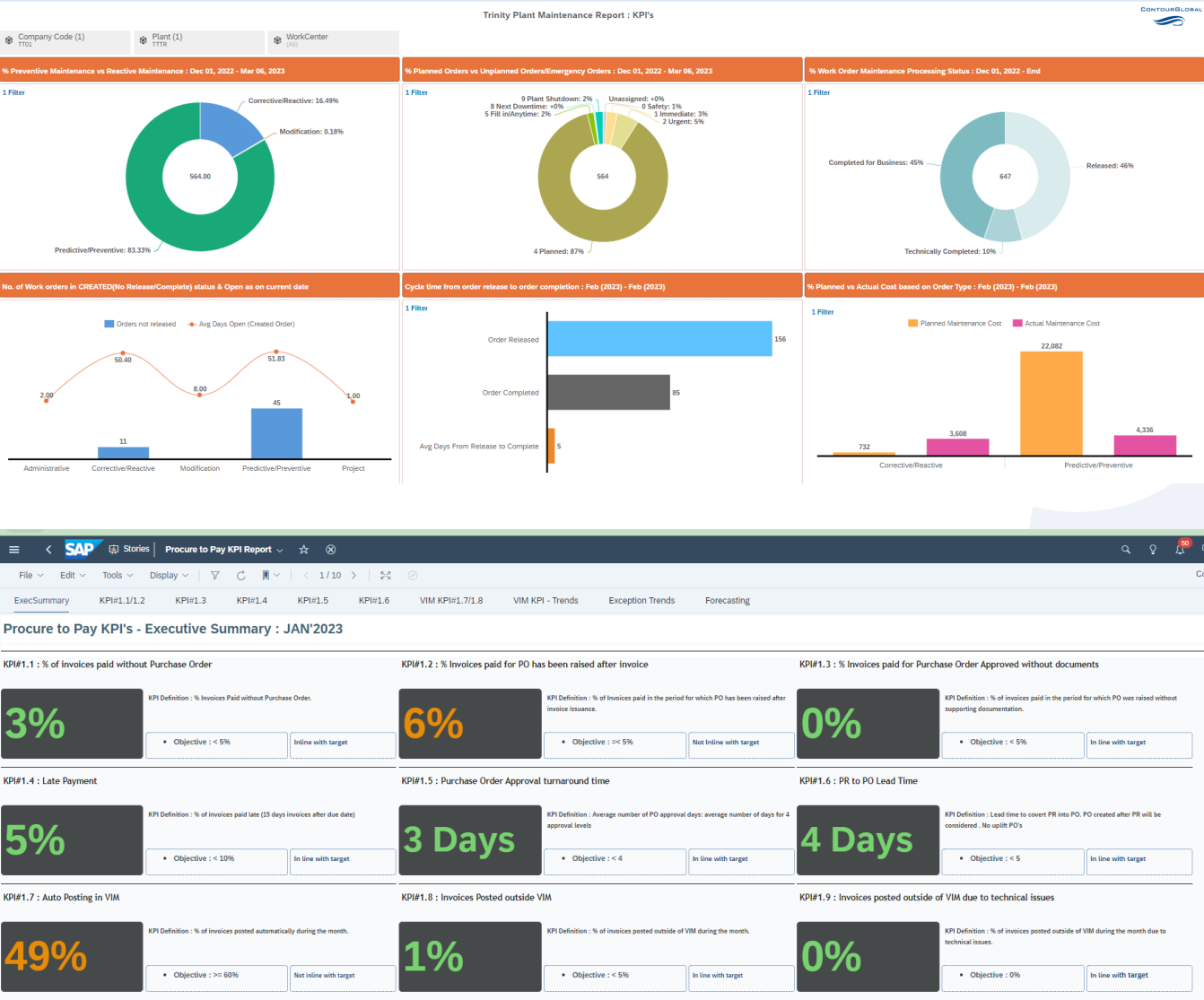
Preview SAC within ContourGlobal

The screenshot displays the SAP S/4HANA SAC Catalog interface within the ContourGlobal application. The interface is organized into a grid of report cards, each representing a different data visualization or report. The top navigation bar includes the SAP logo, a 'Home' button, and tabs for 'Today', 'Catalog', 'Favorites', and 'Shared With Me'. A search bar is located in the top right corner. The left sidebar contains various navigation icons. The main content area shows 16 report cards, each with a title, update time, view count, and an 'Open' button. The reports include:

- Employee TimeSheet - USA (Updated 10 minutes ago | 1.1K views)
- Connect Headcount Report (Updated 10 minutes ago | 625 views)
- Connect RCM Report (Updated 10 minutes ago | 484 views)
- Plant Maintenance - USA (Updated 10 minutes ago | 464 views)
- SAP IT Service Mgmt Report (Updated 11 minutes ago | 352 views)
- Procure to Pay KPI Report (Updated 9 minutes ago | 173 views)
- VIM Dashboard (Updated 9 minutes ago | 142 views)
- Plant Maintenance - Trinity (Updated 2 days ago | 131 views)
- Renewable Operational KPIs (Updated 1 month ago | 123 views)
- Location Based Timesheet Report (Updated 9 minutes ago | 111 views)
- CGIT Budget Report (Updated 9 minutes ago | 99 views)
- Thermal Operational KPIs (Updated 5 days ago | 97 views)
- Approvers Validity Report (Updated 8 minutes ago | 60 views)
- P2P Detail Analysis (Updated 3 months ago | 57 views)
- Purchase Order Report (ZMEPO) (Updated 8 minutes ago | 53 views)
- CG Offboarding Report (Updated 7 minutes ago | 40 views)
- 2021 -Connect Headcount Overview (Updated 1 year ago | 35 views)
- Connect Admin Report (Updated 1 month ago | 29 views)
- SAP Budget Report (Updated 2 months ago | 28 views)
- Fujitsu SAP IT Service Management Report (Updated 3 months ago | 26 views)
- Plant Maintenance Reporting (MX) (Updated 11 months ago | 15 views)

The ContourGlobal logo is visible in the bottom right corner of the interface.

Preview SAC within ContourGlobal



Wrap Up

EDocument Solution

1. Ability to fully meet the legal requirement of many countries to issue business documents electronically from SAP
2. Easy to implement and stay up to date with the latest legal requirement/corrections provided by SAP
3. Time saver. The solution is fully integrated and automated which reduces the business workload and gains efficiency.
4. Secure communication channel with external party

SAP Analytics Cloud

1. User-friendly application for building reports and dashboards (no advanced knowledge required)
2. Visually good with easy-to-understand end-user features
3. Centralized application accessible from your mobile device or browser
4. Ability to easy export information and schedule runs
5. Smart insight features helps to drill down to micro level
6. Significant reduction in the time spent to produce reports and analysis
7. SaaS solution which reduces resources & hardware costs



Where to Find More Information

Edocument info:

- [Spain](#)
- [Italy](#)
- [Mexico](#)

[Brazil NF-e Solution](#)

SAP Analytics Cloud :-

- <https://community.sap.com/topics/cloud-analytics>
- https://help.sap.com/docs/SAP_ANALYTICS_CLOUD/2d7115b0e0aa4f78bfd9c06fdc1fe4f6/9b941b974b594a5897c7cef86bbf7805.html

Key Points to Take Home

SAP Analytics Cloud and SAP
Business Technology Platform can
deliver value today

Don't wait for your S/4HANA rollout!



Thank you! Any Questions?

Lisa Ferrara

Global Head of SAP Technology

ContourGlobal

<https://www.linkedin.com/in/lisa-ferrara-a5436aa1/>

Please remember to complete
your session evaluation.



SAPinsider



SAPinsider.org

PO Box 982Hampstead, NH 03841
Copyright © 2023 Wellesley Information Services.
All rights reserved.

SAP and other SAP products and services mentioned herein as well as their respective logos are trademarks or registered trademarks of SAP SE (or an SAP affiliate company) in Germany and other countries. All other product and service names mentioned are the trademarks of their respective companies. Wellesley Information Services is neither owned nor controlled by SAP SE.

SAPinsider comprises the largest and fastest growing SAP membership group worldwide, with more than 600,000 members across 205 countries.
